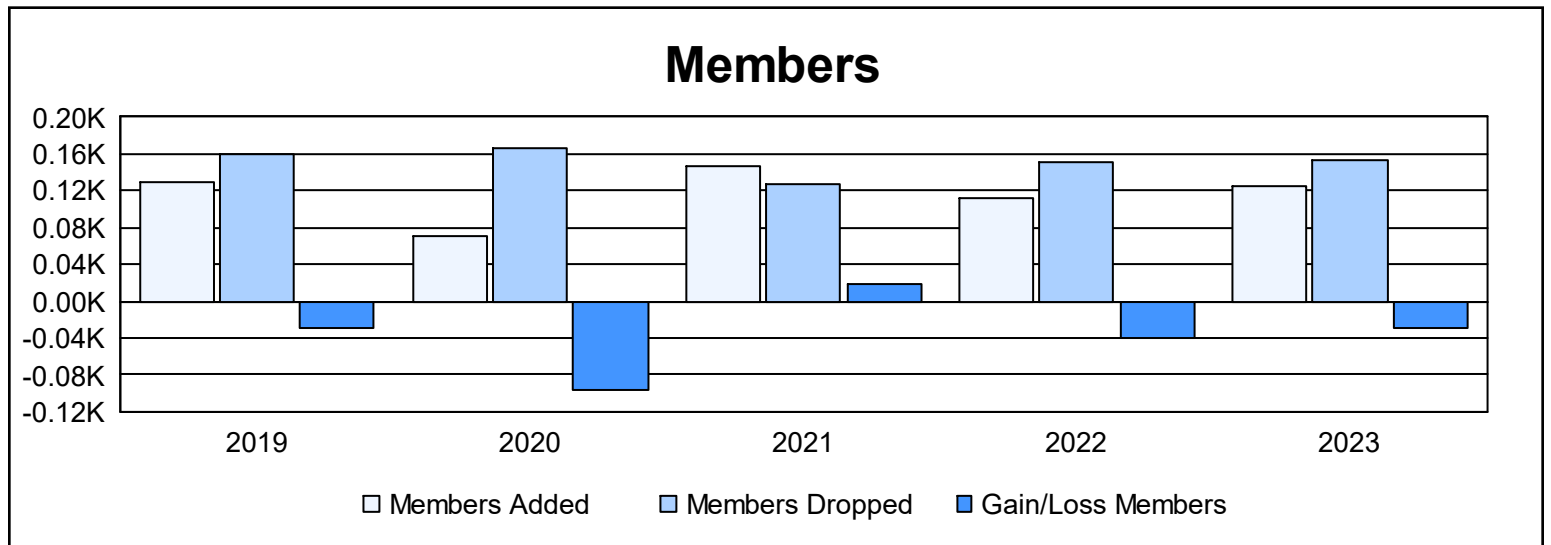
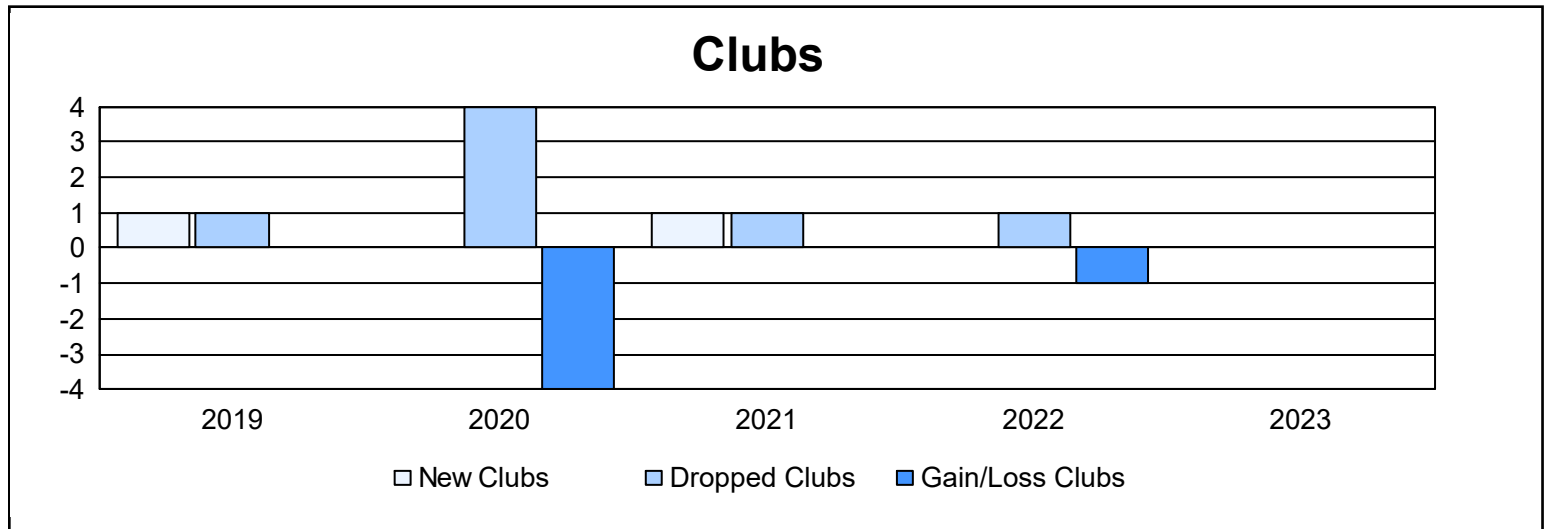
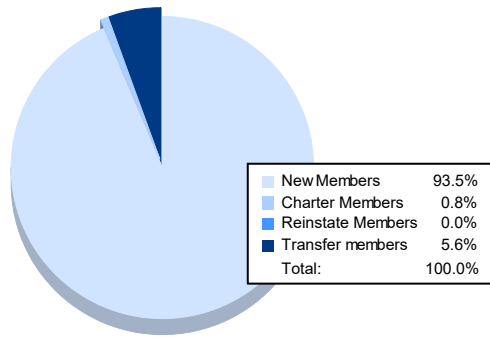


| Year | New Clubs | Dropped Clubs | Gain/ Loss Clubs | New Members | Charter Members | Reinstate Members | Transfer Members | Total Member Added | Total Members Dropped | Gain/ Loss Members |
|----------------|-----------|---------------|------------------|-------------|-----------------|-------------------|------------------|--------------------|-----------------------|--------------------|
| 2018-2019 | 1 | 1 | 0 | 94 | 27 | 6 | 3 | 130 | 160 | -30 |
| 2019-2020 | 0 | 4 | -4 | 60 | 0 | 1 | 9 | 70 | 166 | -96 |
| 2020-2021 | 1 | 1 | 0 | 104 | 30 | 4 | 8 | 146 | 128 | 18 |
| 2021-2022 | 0 | 1 | -1 | 109 | 0 | 1 | 2 | 112 | 152 | -40 |
| 2022-2023 | 0 | 0 | 0 | 116 | 1 | 0 | 7 | 124 | 154 | -30 |
| Average | 0 | 1 | -1 | 97 | 12 | 2 | 6 | 116 | 152 | -36 |



Membership Composition June 2023 Cumulative



Gender Composition June 2023 Cumulative

